

How to Log in or Create your Café/Field Trip Account

1. Creating a café/field trip account via amilia.com

Creating an Amilia user account is quick and easy! Choose one of two ways to access your account so you can start shopping:

- If you were part of Summer Camp 2019 or enrolled in our After School program for the 2019/2020 school year, skip to item 2.
- If you do not have an account, click 'Create an account'.
- Complete the fields. The account must belong to an adult (18yrs+).


Log in


Email


Password

[Log in](#)

[Create an account](#) or [reset your password](#)

 [Log in with Facebook](#)

 [Log in with Google](#)

 [Log in with Office 365](#)

Create an account

First name


Last name


Email


Password

[Create an account](#)

By clicking on "Create an account", you agree to the [User Service Agreement](#) and [Privacy Policy](#).

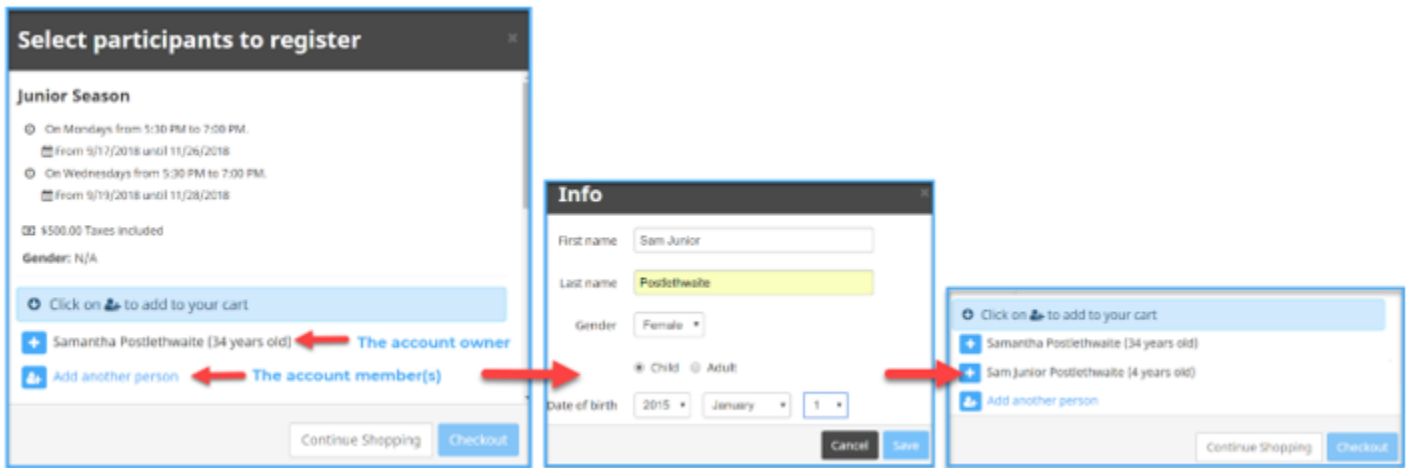
 [Log in with Facebook](#)

 [Log in with Google](#)

 [Log in with Office 365](#)

- You'll receive a confirmation your account was successfully created. Don't forget to validate your email!
- Create the account owner. This person (you?) will be responsible for managing the account, paying invoices and will be the main contact. Must be an adult.

- To add family members (adults and/or children), click '**Add another person**'.



NOTE: In any organization's store, you'll notice a blue button called '**My Account**'. By clicking on it, you'll be redirected to your Amilia user account, where you can [add account members](#) and [view your purchase history](#) at any time. You can also validate your account if you haven't done so already.

2. Logging in via amilia.com

Access your Amilia account first and then visit an organization's online store.

- Go to www.amilia.com and **Login** on the upper right-hand corner of the screen.
- Log in using your credentials. Create an account (item 1) if you do not have one.

Not receiving a confirmation email?

Make sure to verify your junk email folder. If necessary, contact support@amilia.com who will be able to quickly assist you with confirming your account.

Find your Organization

When you're ready to shop, find your organization's online Amilia store.

- To find an organization, click on the orange 'Find an organization' button, to the left of your screen.
- Search by name or by the first letter.

Find an organization

Organization name...

A B C D E **E** G H I J K L M N O P Q R S T U V W X Y Z

Organization	Location	Phone number
A1 Elite Athletics	North Richland Hills, TX	(817) 203-4320
Abbotsford Youth Commission	Abbotsford, BC	(778) 880-8559
ABMSH (Association de Baseball Mineur de Saint-Hubert)	St-Hubert, QC	(514) 990-4112